

WWW.MARSSEWINGMACHINES.COM



MARS EXIM PRIVATE LIMITED

B-XXIX-1250/C/5-D, INDUSTRIAL AREA-C, KANGANWAL ROAD,
V.P.O. JASPAL BANGAR, LUDHIANA (PUNJAB) INDIA -141122.



+917087255317 +919501311070

MARS SEWING MACHINES

2023-2024

AVRO

EROS

TITANE

MARS

HOUSE OF POWERFUL MACHINES

COLDRA

mangla

MAGNUM

We are the largest suppliers of Professional, Industrial Sewing Machines & Accessories from India, our years of experience and knowhow in the field and continuous design improvement has helped us to develop extremely powerful sewing machines. Our products are duly tested for reliability, durability, and Performance, which further enable us to deliver top-tier sewing machines that vaunt of high-quality and standards which are preferred by professionals & industries.

PROFESSIONAL



MARS JA2-1

PROFESSIONAL LOCKSTITCH

MARS JA2-1 Professional Lockstitch is the most Economical, Robust & Versatile model in the Lock Stitch / Straight Stitch category and offers all the features that are needed for basic stitching. Features include auto tripping spring loaded bobbin winder for uniform bobbin winding and perfect stitch formation, a slide plate for easy insertion of the bobbin, and a calibrated dial type stitch regulator for Thread Tension Adjustments and easy drop regulator for forward and reverse stitch control for all your daily sewing needs.

Features

- Highly Adjustable Stitching Controls Covers Bulky Seams & Joints
- Cushioned Shuttle Drive For Smooth & Noiseless Operation
- Auto Tripping Spring Loaded Bobbin Winder.
- Suitable For Household Stitching & Small Garment Manufacturing Units
- Workable Fabrics Include Cotton, Wool, Silk & Polyester

Description

Sewing Machine Type	Professional Lockstitch / Household Sewing Machine / Domestic Sewing Machine
Body Shape	Round
Body Type	Heavy Duty Die Cast
Body Colour	Black, Coloured (Single or Double Colour Tones)
Feed Mechanism	Manual (Hand Attachment or Treadle Mechanism) / Motorised (Electric Motor) Optional
Accessories Included	Instruction Manual, Measuring Tape, Plastic Oiler, Bobbins, Needles, Felt Washers, & Necessary Tool Kit

Technical Specifications

Stitch Type	Lock Stitch
Stitch Length:	6-30 Stitches Per 25mm
Max sewing thickness	7mm
Shuttle Movement	Oscillating Shuttle Race
Shuttle Type	Closed Type/Open Type Optional
Needle	HAX1 #11 / HAX1 #14
Needle Plate and Slide Plate	Slide Type
Mechanical Configuration:	Flat-Bed
No. of Thread	2
Sewing Speed	1000 Stitches Per Minute

PROFESSIONAL



MARS SV

PROFESSIONAL LOCKSTITCH

MARS SV Professional Lockstitch Sewing Machine is the most Economical, Robust & Versatile model and offers all the features that are needed for basic stitching. Features include auto tripping spring loaded bobbin winder for uniform bobbin winding and perfect stitch formation, a slide plate for easy insertion of the bobbin, and a calibrated lever type stitch regulator for Thread Tension Adjustments and forward and reverse stitch control for all your daily sewing needs.

Features

- Highly Adjustable Stitching Controls Covers Bulky Seams & Joints
- Cushioned Shuttle Drive For Smooth & Noiseless Operation
- Auto Tripping Spring Loaded Bobbin Winder.
- Suitable For Household Stitching & Small Garment Manufacturing Units
- Workable Fabrics Include Cotton, Wool, Silk & Polyester

Description

Sewing Machine Type	Professional Lockstitch / Household Sewing Machine / Domestic Sewing Machine
Body Shape	Square
Body Type	Heavy Duty Die Cast
Body Colour	Black, Coloured (Single or Double Colour Tones)
Feed Mechanism	Manual (Hand Attachment or Treadle Mechanism) / Motorised (Electric Motor) Optional
Accessories Included	Instruction Manual, Measuring Tape, Plastic Oiler, Bobbins, Needles, Felt Washers, & Necessary Tool Kit

Technical Specifications

Stitch Type	Lock Stitch
Stitch Length:	6-30 Stitches Per 25mm
Max sewing thickness	7mm
Shuttle Movement	Oscillating Shuttle Race
Shuttle Type	Closed Type/Open Type Optional
Needle	HAX1 #11 / HAX1 #14
Needle Plate and Slide Plate	Slide Type
Mechanical Configuration:	Flat-Bed
No. of Thread	2
Sewing Speed	1000 Stitches Per Minute

PROFESSIONAL



MARS DELUXE

PROFESSIONAL LOCKSTITCH

MARS DELUXE Professional Lockstitch is a highly economical, robust, and versatile sewing machine and is designed to cater basic stitching needs while providing a range of advanced features to provide perfect stitch formation. The slide plate allows for easy insertion of the bobbin, and the calibrated dial-type stitch regulator provides hassle-free thread tension adjustments. Furthermore, it features an easy drop regulator for forward and reverse stitch control, making it an ideal choice for all your daily sewing needs.

Features

- Highly Adjustable Stitching Controls Covers Bulky Seams & Joints
- Cushioned Shuttle Drive For Smooth & Noiseless Operation
- Auto Tripping Spring Loaded Bobbin Winder.
- Suitable For Household Stitching & Small Garment Manufacturing Units
- Workable Fabrics Include Cotton, Wool, Silk & Polyester

Description

Sewing Machine Type	Professional Lockstitch / Household Sewing Machine / Domestic Sewing Machine
Body Shape	Square
Body Type	Heavy Duty Die Cast
Body Colour	Black, Coloured (Single or Double Colour Tones)
Feed Mechanism	Manual (Hand Attachment or Treadle Mechanism) / Motorised (Electric Motor) Optional
Accessories Included	Instruction Manual, Measuring Tape, Plastic Oiler, Bobbins, Needles, Felt Washers, & Necessary Tool Kit

Technical Specifications

Stitch Type	Lock Stitch
Stitch Length:	6-30 Stitches Per 25mm
Max sewing thickness	7mm
Shuttle Movement	Oscillating Shuttle Race
Shuttle Type	Closed Type/Open Type Optional
Needle	HAX1 #11 / HAX1 #14
Needle Plate and Slide Plate	Slide Type
Mechanical Configuration	Flat-Bed
No. of Thread	2
Sewing Speed	1000 Stitches Per Minute

INDUSTRIAL



MARS LINK

INDUSTRIAL LOCK-STITCH

MARS LINK Industrial Lockstitch is a highly economical, robust, and versatile sewing machine and is designed to cater basic stitching needs while providing a range of advanced features to provide perfect stitch formation. The slide plate allows for easy insertion of the bobbin, and the calibrated dial-type stitch regulator provides hassle-free thread tension adjustments. Furthermore, it features an easy drop regulator for forward and reverse stitch control, making it an ideal choice for all your daily sewing needs.



Features

- Highly Adjustable Stitching Controls Covers Bulky Seams & Joints
- Cushioned Shuttle Drive For Smooth & Noiseless Operation
- Auto Tripping Spring Loaded Bobbin Winder.
- Suitable For Household Stitching & Small Garment Manufacturing Units
- Workable Fabrics Include Cotton, Wool, Silk & Polyester

Description

Sewing Machine Type	Industrial Lockstitch Sewing Machine
Body Shape	Square
Body Type	Heavy Duty Die Cast
Body Colour	Black, Coloured (Single or Double Colour Tones)
Feed Mechanism	Manual (Hand Attachment or Treadle Mechanism) / Motorised (Electric Motor) Optional
Accessories Included	Instruction Manual, Measuring Tape, Plastic Oiler, Bobbins, Needles, Felt Washers, & Necessary Tool Kit

Technical Specifications

Stitch Type	Lock Stitch
Stitch Length:	6-30 Stitches Per 25mm
Max sewing thickness	7mm
Shuttle Movement	Oscillating Shuttle Race
Shuttle Type	Closed Type/Open Type Optional
Needle	HAX1 #11 / HAX1 #14
Needle Plate and Slide Plate	Slide Type
Mechanical Configuration:	Flat-Bed
No. of Thread	2
Sewing Speed	1000 Stitches Per Minute

INDUSTRIAL



MARS 103K

INDUSTRIAL LOCKSTITCH

MARS 103K Industrial Lockstitch is an extremely powerful sewing machine in the Lock Stitch category that offers very high performance of upto 1800 Stitches Per Minute, And with its advance features like knee lifter & 32mm Needle Bar Stroke makes it the ULTIMATE choice for extreme sewing.

Features

- Knee Lifter Provides Dynamic Control Enabling Very High Efficiency
- Graduated Tension Assembly Deliver Extremely Precise Stitches
- 32mm Needle Bar Stroke Reliably Handles Difficult Seams & Joints
- Suitable For Small & Medium Industry, Professional Tailors & Desingers
- Workable Fabrics Include Cotton, Wool, Silk, Polyester, Nylon & PolyCotton

Description

Sewing Machine Type	Industrial Sewing Machine
Body Shape	Round
Body Type	Heavy Duty Die Cast
Body Colour	Black, Coloured (Single or Double Colour Tones)
Feed Mechanism	Manual (Treadle Mechanism)/ Motorised (Electric Motor) Optional
Accessories Included	Instruction Manual, Measuring Tape, Plastic Oiler, Bobbins, Needles, Felt Washers, & Necessary Tool Kit

Technical Specifications

Stitch Type	Lock Stitch
Stitch Length:	6-30 Stitches Per 25mm
Max sewing thickness	10mm
Needle Bar Stroke	32mm
Shuttle Movement	Full Rotary Shuttle
Shuttle Type	Closed Type/Open Type Optional
Needle	DBx1
Needle Plate and Slide Plate	Slide Type
Mechanical Configuration:	Flat-Bed (399mm x 178mm)
No. of Thread	2
Sewing Speed	1800 Stitches Per Minute

INDUSTRIAL



MARS TL-82

INDUSTRIAL LOCKSTITCH

MARS TL-82 Industrial Lockstitch is an extremely powerful sewing machine in the Lock Stitch category that offers very high performance of upto 1800 Stitches Per Minute, And with its advance features like knee lifter & 32mm Needle Bar Stroke makes it the ULTIMATE choice for extreme sewing.

Features

- Knee Lifter Provides Dynamic Control Enabling Very High Efficiency
- Graduated Tension Assembly Deliver Extremely Precise Stitches
- 32mm Needle Bar Stroke Reliably Handles Difficult Seams & Joints
- Suitable For Small & Medium Industry, Professional Tailors & Desingers
- Workable Fabrics Include Cotton, Wool, Silk, Polyester, Nylon & PolyCotton


Description

Sewing Machine Type	Industrial Lockstitch Sewing Machine
Body Shape	Square
Body Type	Heavy Duty Die Cast
Body Colour	Silver, Coloured (Single or Double Colour Tones)
Feed Mechanism	Manual (Treadle Mechanism)/ Motorised (Electric Motor) Optional
Accessories Included	Instruction Manual, Measuring Tape, Plastic Oiler, Bobbins, Needles, Felt Washers, & Necessary Tool Kit

Technical Specifications

Stitch Type	Lock Stitch
Stitch Length:	6-30 Stitches Per 25mm
Max sewing thickness	10mm
Needle Bar Stroke	32mm
Shuttle Movement	Full Rotary Shuttle
Shuttle Type	Closed Type/Open Type Optional
Needle	DBx1
Needle Plate and Slide Plate	Slide Type
Mechanical Configuration	Flat-Bed (399mm x 178mm)
No. of Thread	2
Sewing Speed	1800 Stitches Per Minute

PROFESSIONAL



MARS 81K-6

PROFESSIONAL OVERLOCK

MARS 81K-6 is an extremely powerful Three Thread Overlock Machine and offers very high performance while Trimming and Over Edging operations.

Features

- Three Thread Overlocking results in highly Uniform Trimming & Overedging Operation
- Suitable For Small & Medium Garment Houses, Professional Tailors & Designers
- Workable Fabrics Include Cotton, Nylon, Silk & Polyester

Description

Sewing Machine Type	Professional Overlock Machine
Body Type	Heavy Duty Die Cast
Handle	Optional
Body Colour	Black, Coloured (Single or Double Colour Tones)
Plate	Chrome Plated / Coloured Optional
Feed Mechanism	Motorised (Electric Motor)
Accessories Included	Instruction Manual, Measuring Tape, Plastic Oiler, Bobbins, Needles, Felt Washers, & Necessary Tool Kit

Technical Specifications

Stitch Type	Overlock Stitch
Stitch Length	4 mm
Stitch Width	2.5 mm - 4.5 mm (Adjustable)
Max Sewing thickness	4 mm
Pressure Foot Lift	5 mm
Needle	DCx1
Mechanical Configuration:	Flat-Bed
No. of Thread	3
Sewing Speed	2400 Stitches Per Minute

PROFESSIONAL



MARS 130K

PROFESSIONAL EMBROIDERY

MARS 130K ZIG ZAG (FULL PIQUE) is an extremely versatile embroidery machine that renders a large number of sophisticated functions like high performance of upto 2000 Stitches Per Minute. And is Specially designed for embroidery, pique, darning, shade work on any type of Fabric such as silk,cotton,wool,Rayon.

Features

- Specially designed for embroidery, Shade work and straight stitching
- Available in single and double needle for zigzag and straight stitch, Drop feed
- Maximum width of ZIG-ZAG 10mm mm and Maximum stitch length of 4mm
- Suitable For Small & Medium Industry, Professional Tailors & Desingers
- Workable Fabrics Include Rayon, Cotton, Wool, Silk, Polyester, Nylon & PolyCotton

Description

Sewing Machine Type	ZIG-ZAG PROFESSIONAL EMBROIDERY MACHINE
Body Shape	Square
Body Type	Heavy Duty Die Cast Body
Body Colour	Black, Coloured (Single or Double Colour Tones)
Feed Mechanism	Manual (Treadle Mechanism)/ Motorised (Electric Motor) Optional
Accessories Included	Instruction Manual, Measuring Tape, Plastic Oiler, Bobbins, Needles, Felt Washers, & Necessary Tool Kit

Technical Specifications

Stitch Type	Chain Stitch
Stitch Length:	4-30 Stitches Per 25mm
Max sewing thickness	10 mm
Needle Bar Stroke	32 mm
Shuttle Movement	Full Rotary Shuttle
Shuttle Type	Closed Type/Open Type Optional Needle
Needle Plate and Slide Plate	Slide Type
Mechanical Configuration:	Flat-Bed (399mm x 178mm)
No. of Thread	2 (2000 Stitches Per Minute)



MARS AARI
INDUSTRIAL EMBROIDERY

MARS AARI (114E103) is an extremely powerful embroidery machine that offers very high performance of upto 3000 Stitches Per Minute, it is the ULTIMATE choice for embroidery and is preferred by designer across the world for for Curtains, Upholstery, Dresses, Scarves, Gloves, Table covers, Laces

Features

- Specially designed for embroidery, Shade work and straight stitching
- Perfect for working on Curtains, Upholstery, Dresses, Scarves, Gloves, Table covers, Laces
- Suitable For Small & Medium Industry, Professional Tailors & Desingers
- Workable Fabrics Include Cotton, Wool, Silk, Polyester, Nylon & PolyCotton

Description

Sewing Machine Type	INDUSTRIAL CHAINSTITCH SEQUIN MACHINE
Body Shape	Square
Body Type	Heavy Duty Die Cast Body
Body Colour	White, Coloured (Single or Double Colour Tones)
Feed Mechanism	Manual (Treadle Mechanism)/ Motorised (Electric Motor) Optional
Accessories Included	Instruction Manual, Measuring Tape, Plastic Oiler, Bobbins, Needles, Felt Washers, & Necessary Tool Kit

Technical Specifications

Stitch Type	Chain Stitch
Stitch Length:	6-30 Stitches Per 25mm
Max sewing thickness	10 mm
Needle Bar Stroke	32 mm
Shuttle Movement	Full Rotary Shuttle
Shuttle Type	Closed Type/Open Type Optional Needle
Needle Plate and Slide Plate	Slide Type
Mechanical Configuration:	Flat-Bed (399mm x 178mm)
No. of Thread	2 (1800 Stitches Per Minute)



MARS DA

INDUSTRIAL BAG CLOSER

MARS DA SINGLE NEEDLE SINGLE THREAD PORTABLE BAG CLOSER is a very powerful industrial tool that delivers very high performance with Self Lubricating Pump & Automatic Thread Cutter. It is designed to operate with all kinds of Bag Closing Threads (Polyester, Polypropylene, Polyamide, Cotton, Blended etc.)

Features

- Self Lubricating Pump System & Automatic Thread Cutter
- Suitable for Multi-Wall Paper, Kraft Paper, Burlap, Cotton, Hessian, PP/PE, Woven/Nonwoven Polypropylene Bags
- Appropriate for Cattle Feed Plants, Rice Shellers, Cement Factories, Sugar Mills, Flour Mills, Fertilizer Factories

Description

Sewing Machine Type	INDUSTRIAL PORTABLE BAG CLOSER
Body Type	Pressure Die Cast Body (PDC)
Models	Single Needle Single Thread (Double Needle Double Thread optional)
Color	Grey, Coloured (Single Colour Tone)
Feed Mechanism	Motorised (Electric Motor)
Accessories Included	Instruction Manual & Necessary Tool Kit

Technical Specifications

Stitch Type	Chain Stitch (Federal Type)
Stitch Length:	7.2 mm (Fixed)
Max sewing thickness	8 mm
Stitch Count	3.75 Stitches Per 2.54 mm
Needle	DBX1 200/25
No. of Thread	Single Thread or Double Thread Optional
Thread Type	Polyester, Polypropylene, Polyamide, Cotton, Blended
Mechanical Configuration	Hand-Held
Sewing Speed	1800 Stitches Per Minute

INDUSTRIAL



Features

- Extra Heavy Duty Table to withstand high pressure stitching
- Computer Guided Precise Bed Cutting
- Premium Lamination & Sturdy PU Coating
- Soft Press Anti Skid Pedal for Precise Motor Control
- Adjustable Height
- Suitable for Industrial Garment Units & Professional Designers
- Machines Supported MARS 5550, MARS 8700, MARS 8500 and MARS 6150

Description

Stand Type	Tubular Z-Type Industrial Stand
Table Type	Moulded Industrial Table
Colour	Premium White
Highlight Colour	Blue or Grey
Paint	Powder Coating
Pedal Type	Anti Skid Rubber Profile

Technical Specifications

Stitch Type	Overlock Stitch
Stitch Length	4 mm
Stitch Width	2.5 mm - 4.5 mm (Adjustable)
Max Sewing thickness	4 mm
Pressure Foot Lift	5 mm
Needle	DCx1
Mechanical Configuration:	Flat-Bed
No. of Thread	3
Sewing Speed	2400 Stitches Per Minute

MARS STZTBJ
INDUSTRIAL STAND & TABLE

MARS STZTBJ is our extremely powerful set of MARS Z-Type Adjustable Industrial Stand & MARS TBI2148J30 Industrial Table that supports all Industrial Models like MARS 5550, MARS 8700, MARS 8500 and MARS 6150 etc, The heavy duty build of the the Stand and high finish of table makes it first choice of the industrial houses and professional designers alike.

INDUSTRIAL



MARS STI950S INDUSTRIAL STAND

MARS STI950S is a genius design that inspires young and aspiring designers. It supports our Industrial models like MARS TL-82, MARS TA1, MARS 130K, MARS 31K. Households and Professionals prefer it alike for its beauty and premium designs

- Premium Design (MARS INSPIRE SERIES)
- Solid Wheel Delivers High Efficiency By Conserving Angular Momentum
- Suitable for Aspiring Designers, Households & Professional Tailors
- Machines Supported MARS TL-82, MARS TA1, MARS 130K, MARS 31K.



MARS STI1300T
INDUSTRIAL STAND

MARS STI1300T INDUSTRIAL STAND is our most heavy duty tubular Stand and is especially designed to provide extra stability during bulky sewing operations, and is suitable for our Industrial Machines like MARS TL-82, MARS TA1, MARS 130K, MARS 31K.



MARS STI1000T
INDUSTRIAL STAND

MARS STI1000T is especially designed to provide extra support required for our Industrial Machines like MARS TL-82, MARS TA1, MARS 130K & MARS 31K and is most suitable for small and medium production houses.

INDUSTRIAL

PROFESSIONAL




MARS STP900S
PROFESSIONAL STAND

MARS STP900S PROFESSIONAL STAND is our most premium design in Mars Inspire Series that encourages young and aspiring designers to break the convention with their creativity. It supports our Industrial models like MARS JA2-1, MARS SV, MARS 81K-6. Households and Professionals prefer it alike for its beauty and premium designs



MARS STP850T
PROFESSIONAL STAND

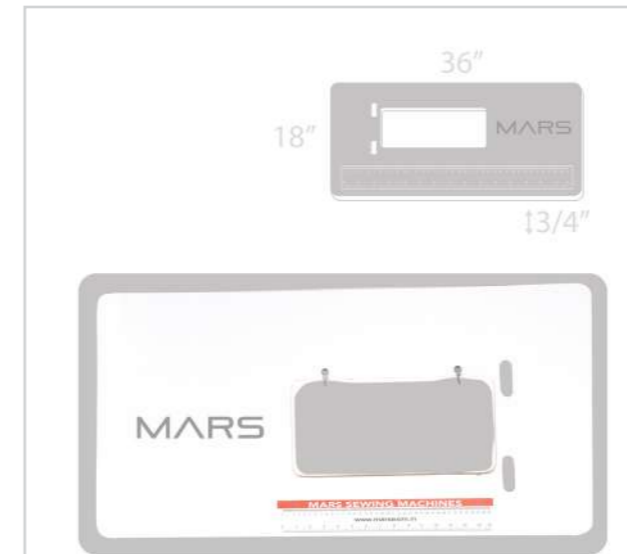
MARS STP850T is especially designed for our Professional Machines like MARS JA2-1, MARS Straight Stitch and is the preferred choice for professional designers, Households and small Industries.



MARS TBP1836S1 PROFESSIONAL TABLE


MARS TBP1836S1 Professional Table is a robust version of the base variant TBI836P34, and is preferred by professional designers and small Industries.

- Computer Guided Precise Bed Cutting
- Premium Lamination & Sturdy PU Coating
- Suitable for Professionals (Tailors & Designers) & Small Industry
- Machines Supported MARS JA2-1, MARS SV, MARS 103K, MARS TL-82




MARS TBP1836S34 PROFESSIONAL TABLE

MARS TBP1836S34 Professional Table is perfect companion for our professional machines like MARS JA2-1 & MARS SV and is the first choice for Domestic & Household users.




MARS TBP1632O34 OVERLOCK TABLE

MARS TBP1632O34 PROFESSIONAL OVERLOCK TABLE is a specially designed to compliment our OVERLOCK Machines like MARS 81K-6, MARS GNI, MARS 181MA00.



MARS TBI2040T1 INDUSTRIAL TABLE

MARS TBI2040T1 INDUSTRIAL TABLE is our most Heavy Duty Table especially designed for Industrial Machines, its cushioned hinges reinforce powerful stitching while minimising the vibrations and noise.



MARS TBI2148E30 EMBROIDERY TABLE

MARS TBI2148E30 INDUSTRIAL EMBROIDERY TABLE is a specially designed for our EMBROIDERY MACHINE MARS AARI, GY10-1, MARS 114E103

PROFESSIONAL



MARS HPP250
HAND PRESS

MARS HPP250 Button Moulding Machine is designed to provide very accurate Pivot Lever Action along with highly precise dies to mould perfect aluminium buttons.



MARS HPP360
HAND PRESS

MARS HPP360 is a geniusly designed high performance Button Pressing Machine that can execute 4-Part Buttons (Ring Button), 2-Part Buttons (Eyelets, Tich Buttons & Snap Buttons)



MARS HPI220
HAND PRESS

MARS HPI220 Button Moulding Machine is Heavy Duty Version of CIN 250 and is used by small & Medium Industries.

- Suitable for Small & Medium Industry, Professionals (Tailors & Designers)
- Workable fabrics Include Denim, Cotton, Linen, Polyester, Nylon & Blends

INDUSTRIAL



MARS CP-1/12
INDUSTRIAL MOTOR

MARS CP-1/12 Electric Motors are 100% Copper and delivers a very high efficiency of upto 6500 R.P.M and can withstand extreme sewing operations without any down time.



MARS HCH

MARS HCH is very high quality HAND CRANK HANDLE designed to match the powerful performance of MARS SEWING MACHINES, and is preferred by Professionals and Household Designers across the globe. It is easy to use & has a smooth gliding motion which helps to achieve perfection in your stitching.



MARS PBC

MARS PBC is our Unbreakable Professional Base & Cover Set especially designed to match the superior quality of MARS SEWING MACHINES, and is preferred by Professionals and Household Designers across the globe.



MARS PAB
ACCESSORIES BOX

MARS Premium Accessories Box comes with very high quality Accessories & Tools that enables the user to maximise the abilities of their MARS SEWING MACHINE.